


JW-2 Water Pump



Features

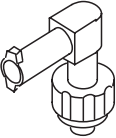
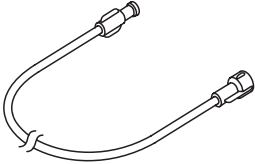
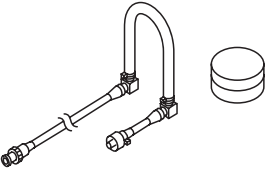
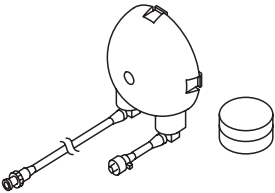
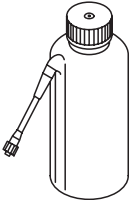
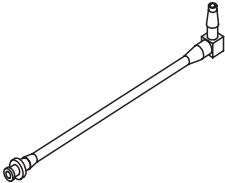
- Specially designed for endoscopic examinations and treatments
- Easy foot switch operation of water flow
- One-liter water bottle enables prolonged water use and minimizes the need for constant refilling
- Proprietary piping technology enables water flow to be quickly stopped to avoid water leakages

JW-2 Specifications



Item	Specifications
Power supply	230 V
Power consumption rated	0.12 A
Fuse	T500 mA / 250 V ×2
Applicable endoscopes	FUJIFILM endoscopes with a water-jet mechanism
Operation method	Turn on / off a foot switch
Flow rate adjustment	Unstepped continuously variable
Dimensions (W × H × D)	240 × 215 × 315 mm (with standard accessories)
Weight	2.9 kg

JW-2 Accessories

	Article no.	Quantity	Description
	AJ-500L	1	Connection Adapter (for Scope)
	CT-1JW	1	Connecting Tube (Scope - Pump)
	FS-40JW	1	Foot Switch
	MK-1JW	1	Maintenance Kit (Pump Tube + Grease)
	PU-1JW	1	Pump Cartridge
	WT-1000JW	1	Water Tank
	DA-1JW	1	Drying Tube Adapter (for Maintenance)

Specifications are subject to change without notice.

FUJIFILM

FUJIFILM Corporation

26-30, NISHIAZABU 2-CHOME, MINATO-KU, TOKYO 106-8620, JAPAN
<http://www.fujifilm.com/>

SGE-080-02 Printed in JAPAN 201109-FP(OP)